

GALAXY BEAM



Configuration & Options


- Beam seating can be configured into banks of up to six seats. When specifying, please nominate the required bank size, selecting from 2, 3, 4, 5, or 6 seats per bank.
- Leg and arm options are specified per individual bank. Arm options can only be paired with their corresponding leg configurations and must be applied consistently within the same bank. Mixing different leg or arm options across a single bank is not available.



L1



L2



A8



A9




L3




L4



L5




A8



A9



L6



A4

Sturdy Framac pursue a policy of continuous improvement and reserve the right to introduce modification when required and to withdraw models without previous notification.

Sturdy Components Pty Limited trading as

STURDY FRAMAC

www.sturdy.com.au

95 Gow Street
 Padstow NSW 2211
 Australia
 Telephone: (02) 8760 8300
 Fax: (02) 9707 1081

sales@sturdy.com.au

