

# DESKS

## GENERAL FURNITURE



shown with fixed pedestal one box one file locking and cable port and bow handles

### DESKS - Rectangular

CODE	SIZES
DRT-12075-72	1200W x 750D x 720H
DRT-15075-72	1500W x 750D x 720H
DRT-15090-72	1500W x 900D x 720H
DRT-18090-72	1800W x 900D x 720H
DRT-21090-72	2100W x 900D X 720H
OPTIONS	
RC at end of code - rounded corners	



Approved Supplier  
SCCB Contract No. 1006  
20/10/2009 - 8/02/2013



RH P END shown

### DESKS - P END

CODE	SIZES
DPT-21075-72	2100W x 750 / 1050D x 720H
DPT-24075-72	2400W x 750 / 1050D x 720H
OPTIONS	
RC at end of code - rounded corners	



Approved Supplier  
SCCB Contract No. 1006  
20/10/2009 - 8/02/2013



RH D END shown

### DESKS - D END

CODE	SIZES
DDT-21075-72	2100W x 750D x 720H
DDT-24075-72	2400W x 750D x 720H
OPTIONS	
RC at end of code	Rounded Corners

### SPECIFICATIONS FOR ALL DESKS

- 25mm melamine tops with ABS edging
- 25mm melamine sides with ABS edging
- Square corners
- Adjustable feet
- other sizes available upon request



Approved Supplier  
SCCB Contract No. 1006  
20/10/2009 - 8/02/2013

# DESKS

## GENERAL FURNITURE



### DESK RETURNS FIXED

shown as left hand return

CODE	SIZES	DESCRIPTION
DST-9045-72	900W x 450D x 720H	Fixed
DST-9060-72	900W x 600D x 720H	Fixed
DST-12060-72	1200W x 600D x 720H	Fixed

### OPTIONS

When ordering indicate right or left  
add R to code - right side  
add L to code - left side

### SPECIFICATIONS

25mm melamine tops with ABS edging  
25mm melamine sides with ABS edging  
Adjustable feet



Approved Supplier  
SCCB Contract No. 1006  
20/10/2009 - 8/02/2013



shown with lock and bow handles

### FIXED PEDESTAL

suspended under desk or return

CODE	SIZES	DESCRIPTION
FPT-1D+1F	620D x 450W x 450H	One Drawer + File
FPT-3DRAW	620D x 450W x 450H	3 Drawer

### OPTIONS

Add L to code - multi drawer lock  
When ordering indicate right / left fitted and desk(D) / return(R) fitted  
Add R to code - right side  
Add L to code - left side

### SPECIFICATIONS

25mm melamine construction with ABS edging  
D or bow handles  
Metal drawer runners



Approved Supplier  
SCCB Contract No. 1006  
20/10/2009 - 8/02/2013



### HUTCHES Adjustable Shelf

Adjustable shelves solid back

CODE	SIZES	DESCRIPTION
HHT-90108-30	900W x 1080H x 300D	Open hutches - 2 adjustable shelves
HHT-120108-30	1200W x 1080H x 300D	
HHT-180108-30	1800W x 1080H x 300D	

### SPECIFICATIONS


25mm melamine sides and top construction with ABS edging  
Centre divider for widths over 900mm  
18mm melamine back & shelves with ABS edging




Approved Supplier  
SCCB Contract No. 1006  
20/10/2009 - 8/02/2013

# COLOURS


## MELAMINE




White



Light Beige



Beige



Blue




Light Grey



Dark Grey




Riverstone




Black



Birch



Young Beech



Beech



Cherry

These colours are only approximate due to printing colour restrictions.