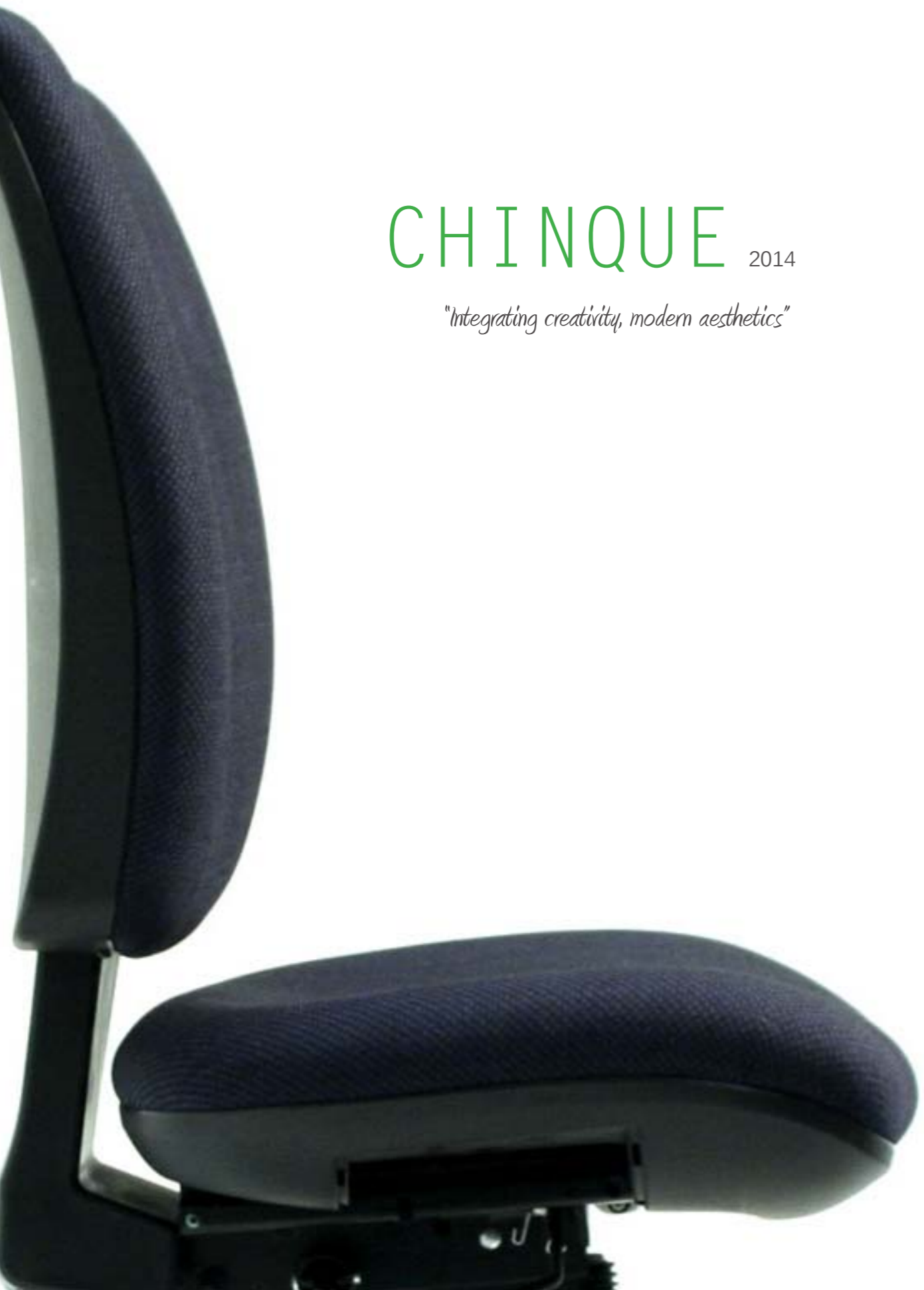




TASK RANGE

CHINQUE 2014

"Integrating creativity, modern aesthetics"



CHINQUE

The Chinque has been designed for the corporate executive who is looking for something more than just a chair, as it combines all the functionality of a task chair with all the style and aesthetics of an executive chair.

Clients can use the vast array of options and aesthetics to tailor the office landscape from the receptionists to the managing director without any loss in appearance or functionality.

Fitted with a synchronized mechanism, which has a 1:2 ratio (for every 1 degree of seat tilt, the back tilts two degree). Synchronized mechanisms are considered the most advanced as they mimic the ergonomic movement and posture of the human form.

Aesthetically it is a unique looking chair with is modern and up market appearance which will enhance any office interior.














Approved Supplier
SCCB Contract No. 1006
20/10/2009 - 8/02/2013



CHINQUE CQ36B11SS

Back Size: 480 W x 545 H (High back)
 460 W x 480 H (Medium back)
 440 W x 400 H (Low back)
 Seat Size: 515 W x 480 D
 Seat Height: 460 - 560

Option codes must be placed in alphabetical order after chair code

 A4 Height adjustable arm	 A5 Height adjustable arm	 B10 Black spider base	 B11 Polished spider base
 C1 Brake castors (carpet floors)	 C2 Brake castors (hard floors)	 C5 Glides	 D1 & D2 Aluminium footing
 D3 & D4 Black plastic footing	 E Ergosit seat cushion	 S2 Small seat (500W x 460D)	



HIGH BACK

CQ30 non tilt seat
 CQ36 3 paddle mech
 CQ39 syncro



MEDIUM BACK

CQ20 non tilt seat
 CQ26 3 paddle
 CQ29 syncro



DRAFTING

CQ20D1 non tilt seat
 CQ26D1 3 paddle
 CQ29D1 syncro



SLIDE SEAT INSTRUCTIONS

The Slide Seat mechanism allows the seat to slide forward increasing the seat depth by 50mm. It offers 5 locking positions.

As depth between the back and seat increases it allows larger people more comfort.

To operate simply lift the handle and slide the seat forward or backward to adjust into one of the 5 locking positions. The mechanism should find each locking position without any force necessary.



Sturdy Framac pursue a policy of continuous improvement and reserve the right to introduce modification when required and to withdraw models without previous notification.

Sturdy Components Pty Limited trading as
STURDY FRAMAC
 www.sturdy.com.au

95 Gow Street
 Padstow NSW 2211
 Australia
 Telephone: (02) 8760 8300
 Fax: (02) 9707 1081

sales@sturdy.com.au

TASK RANGE

